



Plantation Youth Soccer League



Rules Packet

Revised as of September 2025

Current Version: 1.9

GOAL



Contents

I. PLAYER'S EQUIPMENT

2

II.	THE REFEREE	2
III.	GENERAL RULES	3
	START OF PLAY	3
	BALL IN AND OUT OF PLAY	4
	METHOD OF SCORING	4
	HANDBALL OFFENCE	4
	GOALKEEPER POSSESSION	4
	OFFSIDE POSITION and OFFENCE	5
	OFFENCE	5
	NO OFFENCE	5
	ADVANTAGE/PLAY-ON	5
IV.	FOULS & MISCONDUCT- Disciplinary Sanctions	6
	YELLOW CARDS: Cautionable Offences	6
	RED CARDS: Sending-Off Offences	6
V.	FREE KICK	7
	PENALTY KICK	7
	INDIRECT FREE KICK (10ft for U6; 10yd for U9 to U16)	7
	DIRECT FREE KICK (10yd for U9 to U16)	8
	GOAL KICK (10ft for U6; 10yd for U9 to U16)	8
	CORNER KICK (10ft for U6; 10yd for U9 to U16)	8
	THROW-INS	8
VI.	AGE SPECIFIC GUIDELINES	9
	U6	9
	U9	9
	U12	10
	U16	10
VII.	EXTREME HEAT TIME OUTS AND INCLEMENT WEATHER	10
VIII.	PLAYOFF PENALTY SHOOT-OUT RULES	11

Plantation Youth Soccer League Rules

I. PLAYER'S EQUIPMENT

1. Players may not wear anything that endangers themselves or others (no jewelry)
2. Equipment shall consist of a **league provided** numbered shirt, shorts, and socks. Players must provide their own shin-guards and soccer footwear appropriate for use (**baseball cleats, football cleats, turf, or indoor shoes are NOT allowed**). Players from the same team shall not have the same number. Goalkeepers shall wear colors distinguishable from all other players. Players whose shorts do not fit may wear SOLID BLACK shorts with NO LOGOS OR STRIPES or any form of design or decor. **(Exceptions to this rule due to leagues failure to provide enough uniforms will be dealt with on a one-on-one basis by the board and communicated to the referees)**
3. Shirts must be tucked in (at the beginning of play) and shin-guards made of a suitable material (rubber, plastic, polyurethane, or similar substance) must be covered *entirely* by the socks and shall afford a **reasonable degree of protection**.
4. A player who is sent off by the referee because of defective, dangerous or missing equipment may not re-enter the game until the referee is satisfied that his/her equipment complies with rules.
5. NO METAL BRACES ALLOWED. ALL OTHER TYPES OF BRACES MUST HAVE METAL PARTS PADDED AND COVERED.

II. THE REFEREE

The referees shall be assigned to each game. Their authority shall commence as soon as they enter the playing area and shall extend to offenses committed when the game is in progress or when the game is stopped. Their decision on all calls in connection with play and scores shall be final.

Duties:

- A. CHECK IN PLAYERS PRIOR TO START OF GAME TO ENSURE THEY ARE PROPERLY DRESSED (**league provided uniform, shin guards, soccer cleats. NO JEWELRY allowed**)
- B. Enforce the rules of the game.
- C. Keep a record of the game, including carded infractions, and game time
- D. Communicate proper and clear signals (whistle and arm motion) from start to end of game
- E. Decide if the ball, playing area, and equipment are in good condition and suitable for play.
- F. Have discretionary power to stop, suspend or terminate the game for any infringement of the rules committed by spectators or any other cause.
- G. Caution any player or team official guilty of misconduct or unsporting behavior and if the offender persists, suspend him/her from further participation in the game and future games.
- H. Eject from the field any player, team official, or spectator who in the referee's opinion is guilty of violent conduct, serious foul play, and/or the use of foul or abusive language.
- I. Report in writing to the appropriate authority (i.e. league directors) any misconduct by players, team officials, spectators or other persons which takes place in the playing area or its vicinity.
- J. Control who may enter or leave the playing area.
- K. Stop the game if a player is seriously injured. Call attention to coaches and parents if deemed necessary.
- L. Signal (whistle) for kick-off, stoppage, and delayed restart (ceremonial restart).
- M. If you mistakenly blow your whistle, give a drop ball to the team with the last possession at the spot the whistle was blown.
- N. Inform both coaches of the final score. An initial by at least 1 team's coach may be needed.
- O. Report the final score to the ref tent.

III. GENERAL RULES

1. **PARENTS OF PLAYERS MUST PARK AT THE LAND AND SEA PARKING. ANY PARENT FOUND PARKING IN THE BROOKGREEN DR CUL-DE-SAC OR IN COACH'S PARKING AREA (LAKEGREEN WAY) SHALL DELAY THE BEGINNING OF PLAY FOR THEIR CHILD'S TEAM AND COULD RISK FORFEIT IF CAR IS NOT MOVED.**
2. **Both teams must bring an official regulation size game ball, referees will only provide emergency game ball.**

3. All players must be in proper attire (uniform, cleats & shin guards)
4. All players will play according to their ROSTER AGE also known as their cut-off age.
5. Baseball and football spikes, indoor soccer cleats, and other forms of cleats are NOT permitted
6. All games will start with a handshake and end with a hand shake
7. All players must play at least one half, or cumulative equivalent. Open (unlimited) substitution allowed
8. Goalies may only be substituted **once** per half.
9. Game officials' decisions are final
10. Forfeit time is 10 minutes and is a part of official game time. Additional time will **NOT** be added. **In U6 the game will be extended by the time used in waiting for players. HOWEVER at 10 minutes the game is forfeit**
11. If a team is short on players, the other team may still play its full team.
12. Shoot out (i.e. game tiebreaker penalty kicks) will be used **ONLY** in playoffs
13. Penalty-Cards will be enforced. Verbal warnings are at the referee's discretion.
 - i. Straight red card: 2 yellow cards = 1 red card will result in ONE game suspension.
 - ii. Suspension* must be served on the following scheduled game(s).* **May NOT be at the fields**
14. Mercy Rule: After a 5-goal differential is acquired in one team's favor, the player who scores the 5th goal must be pulled out from the playing area (i.e. field of play). Additional goal scorers that extend the goal differential must also be pulled out from the playing area until the minimum number of players required to start the game has been reached.
 - i. One player may return to the field of play for each successive goal-differential reducing goal scored by the opposing team.
15. Absolutely NO parents, coaches, spectators allowed behind the goals
16. No one is allowed on the fields during halftime for any reason.
17. Parents are not allowed on the field for any reason. In the case of an injury requiring parental assistance the referee will direct the coach to get the parent.
- 18. IF A PLAYER GOES DOWN, OR INJURED DURING PLAY REQUIRING THE COACH TO COME OUT TO CHECK ON THEM AT THE REFEREE'S NOTIFICATION, THE INJURED PLAYER MUST BE REMOVED FROM THE GAME FOR AT LEAST ONE PLAY.**

START OF PLAY

1. One team shall start the game with a kick-off. Opposing team shall start the second half with a kick-off
2. At the kick-off all players shall be in their own half of the playing area. All players opposing the team taking the kick-off shall be outside of the marked center circle or shall not be less than 10 yards (3 yards for U6) from the ball until the ball is in play (i.e. kicked one complete ball rotation).
3. Referee's signal shall start the game or kick-off.
4. The player who took the kick-off cannot play or touch the ball a second time before it is touched by another player; the penalty will be an indirect free kick awarded to the opposing team.
5. After a goal has been scored, the team that conceded will restart the game with a kick-off.
6. At the start of the second half, both teams shall switch the defending goal. Referee's signal will start game play.
7. A goal may be scored directly against the opposing team from a kick off; if the ball enters the kicker's own goal directly, a corner kick is awarded to the opposing team.

BALL IN AND OUT OF PLAY

The ball is out of play when:

- i. It has entirely and **completely** crossed the goal line or the side line.
- ii. The referee has stopped the game due to injury, or deflection off the ref that affected possession

The ball is in play at all other times including when:

- i. It rebounds into play from a goal post, cross bar, field flags.
- ii. It deflects from the referee without affecting possession when they are within the playing area.

METHOD OF SCORING

1. A goal is scored when the whole ball has crossed over the goal line between the goal post and the crossbar, provided it has not been thrown, carried or intentionally propelled by hand or arm by the player of the attacking team.
2. Instance when goals may be scored directly: kick-off, direct free kick, goal kick, penalty kick, corner kick.
3. The referee shall be the sole judge as to whether a goal has been scored.
4. The team scoring the greater number of goals shall be the winner. If no goals or an equal number of goals are scored the result of the game shall be a draw. (Tie breaker Penalty Kick are only done during playoffs)

HANDBALL OFFENCE

The following section shall clarify when a handball is called and when it is not. Handball offence are awarded direct free kick to the non-offending team at spot of the offence

NOT A HANDBALL IF:

- If a female or male player crosses arms across their chest to protect themselves from the ball
THIS IS NOT A HANDBALL
- If a male or female player crosses arms (hands) across their groin/private area to protect themselves
THIS IS NOT A HANDBALL

IS A HANDBALL IF:

- A player extends their hand(s) and arm(s) and touches the ball in order to protect their face.
- Any time a player makes a motion with their hands or arms and changes the direction of the ball.
- If a player who is not the Goal Keeper deliberately* contact the ball with their arms or hands a

****Deliberate handball means that a player intentionally moves their hand(s) or arm(s) towards the ball, uses their arms to make themselves bigger, could have avoided touching the ball in an unnatural manner. Referee has the final decision****

GOALKEEPER POSSESSION

The following section shall clarify when a goalkeeper has possession of the ball. Any challenge to the keeper while the ball is considered under their possession is deemed playing in a dangerous manner; indirect free kick shall be given.

Goalkeeper has possession or control of the ball when:

- the ball is in their hands or between one hand and any surface (e.g. ground, goal post, body)
- while bouncing, tossing the ball in a controlled manner with their hand(s) during the distribution process
- Goalkeeper has 8 uninterrupted seconds (5s with visual warning) to distribute the ball; else a corner is given

The ball is considered to be in play and not in the goalkeeper's possession when:

- the ball is clearly distributed, or released into play
- control of the ball is lost from their possession with their hand(s)

OFFSIDE POSITION and OFFENCE

The following section shall clarify when a player is in the offside position and when the offence is called. An indirect free kick is awarded to the non-infraction team at the spot of offence once the referee considers the offending player's positioning and involvement in active play.

A player is NOT in an offside position if:

- In their own half of the field of play when the ball is played, passed, kicked to them

- During throw-ins
- Player is LEVEL with the second to last defender (the goalie counts as a defender) when the ball is played, passed, kicked (i.e. second to last opponent)

A player is in an offside position if:

- The attacking player's position is nearer to their opponent's goal line than both the ball and the second last opponent at the moment the ball is passed, played, or touched from a teammate. Offence clarified below

OFFENCE

An offside offence is only penalized if the offending player is in an offside position described above and in the opinion of the referee involved in active play by:

1. Interfering with play, or coming back from an offside position to play the ball
2. Interfering and/or obstruction with an opponent (e.g. affecting goalkeeper line of vision)
3. Gaining an advantage by being in the offside position (e.g. receiving a deflected ball off goal post, or deflection from opponent attempting a save)

NO OFFENCE

There is no offside offence if a player receives the ball directly from:

1. An intended play, pass, or deflection from opposing team
2. A throw in
3. Corner kick

ADVANTAGE/PLAY-ON

Once a foul or infringement has been committed, the referee's discretion may allow play to continue when the team against which an offence has been committed will benefit from such an advantage in order to not stop the flow of the game. Referee must clearly communicate advantage is being given by verbal 'PLAY ON' communication and signal showing 1 or 2 arms in a forward extension motion.

- Referee may take disciplinary action against player(s) guilty of cautionable (YC) and sending-off offences (RC) at the next stoppage of play. In other words, the referee can retroactively present yellow or red cards to the offending player(s) at the next stoppage of play in order to not interfere with flow of the game when a quick restart was taken, or advantage given.
- The play may be stopped (called back) by the referee's signal if the anticipated advantage does not develop.
- If advantage is called back, the referee will award a direct free kick at the original spot of foul to the team the offence was committed against.

IV. FOULS & MISCONDUCT- Disciplinary Sanctions

YELLOW CARDS: Cautionable Offences

The referee will caution and show the yellow card to a player, coach, and staff. The head coach will receive the caution or card if the offending individual is not identified. Cautionable offences listed below:

- a. Is guilty of unsporting behavior
- b. Shows dissent by word or action
- c. Persistently infringes the laws of the game (offences that would result in free kick awarded)
- d. Delays the restart of play or delays goalie's distribution of the ball
- e. Fails to respect the required distance when play is restarted with a corner kick or free kick or throw in
- f. Enters or re-enters the field of play without the referee's permission
- g. Deliberately leaves the field of play without the referee's permission
- h. Multiple 8 seconds infraction by the goalkeeper

RED CARDS: Sending-Off Offences

WHEN A RED CARD IS ADMINISTERED NO REPLACEMENT PLAYER CAN BE BROUGHT IN, IN OTHER WORDS THE INFRACTING TEAM MUST PLAY A MAN DOWN.

The referee will send off and show the red card to a player, coach, and staff who:

- a. Is guilty of serious foul play
- b. Is guilty of violent conduct
- c. Spits at an opponent or any person
- d. Denies the opposing team a goal or an obvious goal scoring opportunity by **deliberately handling the ball**. (this does not apply to a goalkeeper within his own penalty area)
- e. Denies an obvious goal scoring opportunity to an opponent moving towards the defending player's goal by an offense punishable by direct free kick or a penalty kick
- f. **Uses offensive, insulting, or abusive language and or gestures**
- g. Receives a second caution (yellow card) in the same match.

PLAYERS WHO HAVE BEEN RED CARDED ARE SUSPENDED FOR THE REMAINDER OF THE GAME AS WELL AS THE FOLLOWING WEEKS GAME.

****NOTE** THE SUSPENDED PLAYER MUST SERVE THEIR SUSPENSION FROM HOME AND SHOULD NOT COME TO THE FIELDS FOR ANY REASON.**

COACHES, PARENTS, AND OTHER SPECTATORS WHO HAVE BEEN RED CARDED ARE SUSPENDED FOR THE REMAINDER OF THE GAME AS WELL AS THE FOLLOWING WEEKS' GAME.

******NOTE**** THE SUSPENDED NON-PLAYER MUST SERVE THEIR SUSPENSION FROM HOME AND SHOULD NOT COME TO THE FIELDS FOR ANY REASON. A LETTER OF SUSPENSION, WHICH THE TERMS OF SUCH SUSPENSION SHALL BE DELIVERED TO THE INDIVIDUAL VIA EMAIL OR IN PERSON. REGARDLESS OF LETTER BEING DELIVERED BY NEXT GAME DAY, YOU ARE NOT TO RETURN TO FIELDS THE WEEK FOLLOWING YOUR SUSPENSION.**

PERSONS WHO COME TO THE FIELD WHILE SERVING A SUSPENSION SHALL BE ASKED TO LEAVE IMMEDIATELY AND COULD RESULT IN ADDITIONAL SUSPENSIONS.

V. FREE KICK

1. For any infringement in the Rules of the Game when the ball is in play, the referee may award a free kick to the opposing team.
2. The free kick shall be taken from the place where the offence occurred. **In case the distance is too close to goal line, free kicks must be moved to meet the required distance specified per each age group.**
3. At the taking of a free kick, the ball shall be stationary and all opponents shall automatically give the required distance specified for each age group (e.g. 10 yards in U9, U12, U16, 10ft in U6) from the ball until it is in play.
4. Any “quick” free kick taken while opponents are within the required distance is at the discretion of the referee. Otherwise, any delayed game play restart (ceremonial restart) must be signaled clearly.
5. A player taking a free kick within her/his own penalty area, shall kick the ball into play beyond the penalty area. The ball has to move outside of the penalty area to be considered in play. All opponents shall be outside of the penalty area and at least 10 yards from the ball until it is in play. For any infringement of this rule, the free kick shall be re-taken.
6. A player taking a free kick shall not play or touch the ball a second time once the ball is in play until it has been touched or played by another player. For any infringement of this rule, the opposing team will be awarded an indirect free kick.
7. A player who does not move to the required distance, who dances about, or gesticulates in a manner calculated to distract an opponent or delay the taking of the free kick, should be cautioned for unsporting conduct.
8. Where 3 or more defending players form a “wall”, all attacking players must be 1 yard away from the “wall”.

PENALTY KICK

1. Penalty kick is awarded to the opposing team when a player commits a direct free kick foul within the player’s own penalty area
2. A penalty kick shall be taken from the penalty mark (or 10ft in U6; 10 yards in U9-U16 from goal line). All players with the exception of the defending goalkeeper and the player taking the kick shall be outside the penalty area and arc until kick taken
3. The goalkeeper shall not touch the goalpost, cross bar, netting, not be moving forward off the line, and must have at least part of one foot on the line until the ball is kicked.
4. The penalty kick may be taken after the referee’s signal (whistle)
5. The player taking the penalty kick must kick the ball forward (one ball rotation). The kicker may not play the ball a second time before it has been touched by another player.

INDIRECT FREE KICK (10ft for U6; 10yd for U9 to U16)

There are 10 offenses for which the referee may award an INDIRECT free kick. Referee must hold up 1 arm in the air to signal indirect free kick is being taken and only lowers it once a second player touches the ball. The offending team must automatically respect the required distance.

1. The goalkeeper touches the ball again with his hands after it has been released from his control and has not touched any other player.
2. While in the box, the goalkeeper may not touch the ball with their hands from a deliberate pass by the feet from a teammate, or a throw-in from a team-mate.
3. Playing in a dangerous manner (e.g. dislodging ball from goalkeeper in possession, high kicks challenges)
4. Impeding the progress of an opponent
5. Preventing the goalkeeper from releasing the ball from his hands
6. Any other offense committed for which play is stopped to caution or send off a player.
7. Any technical offences (e.g. player taking free kick touching the ball a second time)
8. An intentional header by any player ages 10 and under

DIRECT FREE KICK (10yd for U9, U12, U16)

There are 10 fouls (i.e. contact fouls) that may be punished by the referee with a DIRECT free kick. Direct free kicks are free kicks from which a goal can be scored directly. The offending team must automatically respect the required distance.

1. Kicking or attempting to kick an opponent (i.e. late challenges to the ball)
2. Tripping or attempting to trip an opponent (i.e. late challenges to the ball)
3. Jumping at an opponent
4. Charging at an opponent. This includes sliding tackles
5. Striking or attempting to strike an opponent
6. Pushing an opponent
7. Tackling an opponent to gain possession of the ball, making contact with the opponent before touching the ball
8. Holding an opponent
9. Spitting at an opponent
10. Handling the ball deliberately

****Deliberate handball means that a player intentionally moves their hand(s) or arm(s) towards the ball, uses their arms to make themselves bigger, and/or could have avoided touching the ball in an unnatural manner****

GOAL KICK (10ft for U6; 10yd for U9 to U16)

1. When the whole of the ball has crossed a goal line, not between the goal post, having been last played or touched by a member of the attacking team, a goal kick shall be awarded to the defending team.
2. At the taking of a goal kick, the ball should be stationary, placed within the goal area (e.g. six-yard box), and all opponents shall be outside of the penalty area and maintain the distance required from the ball until it is in play. The ball is in play when it has been noticeably touched; the ball is not required to go outside of the penalty area first. For any infringement of this rule the goal kick shall be retaken.
3. If the player taking the goal kick plays or touches the ball a second time before it has been played or touched by another player, an indirect free kick shall be awarded to the opposing team.
4. Cannot score an own goal directly from goal kicks. A corner kick will be awarded to the opposing team instead.

CORNER KICK (10ft for U6; 10yd for U9 to U16)

1. When the whole of the ball has crossed a goal line, not between the goal post, having been played or touched last by a defending player, a corner kick shall be awarded for the attacking team.
2. The corner kick shall be taken from the corner mark nearest where the ball went out of play.
3. At the taking of the corner kick the ball shall be stationary and all opponents shall be not less than distance required from the ball until it is in play. For any violation of this rule the kick shall be retaken.
4. If the player taking the corner kick plays or touches the ball a second time before it has been played or touched by another player, an indirect free kick shall be awarded to the opposing team.
5. A goal can be scored directly from a corner kick
6. The ball curves completely off the field of play the result will be a goal kick.

THROW-INS

1. Ball must be thrown starting with both hands from behind and over their head
2. Part of each foot must touch the ground on or behind the touchline /sideline
3. Cannot score a goal directly on throw-in
4. If the ball goes directly into the opposing team's goal, the restart is a goal kick.
5. Player that was the thrower cannot touch the ball until played by another player
6. There are no offside on throw-ins; all opponents must be 2 yards from the thrower
7. Keeper may not handle the ball thrown in by their teammate while inside the box, result is an indirect foul

VI. AGE SPECIFIC GUIDELINES

U6

1. There are 4 (10 min) quarters. **NO TIME OUTS & NO SUBSTITUTIONS**
 - a. Younger players (ages 4-5) shall play in the 1st and 3rd quarter, and may play the entire game
 - b. Older players (ages 5-6) shall play in the 2nd and 4th quarter
 - c. Goalie can be any age during any quarter of the game
2. There are 7 players maximum, a minimum of 5 players, allowed per team on the field.
The game may start with fewer players to be in compliance with age restrictions. A team is allowed one 6-year-old (in addition to the goalie) to play as defender position (not allowed to cross the half; not allowed to take goal kicks) if they are short of the minimum 5 players required to start a game.
3. A Size 4 ball is used in all U6 games.
4. In the case of injury, a player may be replaced with an age-appropriate player for the quarter in play.
5. U6 coaches can walk both sidelines.
6. Penalty kicks are not performed during the regular season. See rule 12. Penalty shoot-outs for tiebreakers are only done in the playoffs.
7. Players may repeat throw-ins as many times as necessary as they are learning at this age.
8. There is **NO OFFSIDE** in U6
9. There is **NO SLIDE TACKLING** in U6. Slide tackling shall be considered misconduct and penalized as stated in rule number 10 below.
10. In the case of **ANY** fouls, handball or injury restart, a “U-6 two-touch free kick”, where **the ball must be passed to a teammate**, will be performed.
11. For all intentional handballs and headers, the referee will award a “U-6 two-touch free kick” at the point of contact for the opposing team.
12. Fouls, handball, and headers committed by the defending team in the box: the referee will award the opposing team a two-touch free kick 10ft minimum from and parallel to the goal line.
13. **NO goals scored on a header shall count.**
Player committing intentional headers shall be given up to 2 verbal warnings and then sent to the bench for a 2-minute timeout. Please use this time to discuss the rule with your player.
14. There are no RED Cards in U6; however, all misconduct calls shall be handled as follows: 1st time=verbal warning, 2nd warning=yellow card, 3rd offence= a 10 min. penalty (Time-Out) shall be imposed. Coaches are to use this time to discuss misconduct with players. Continuation of misconduct shall be brought to the Directors’ attention for further discussion and consequence.
15. A buildout line (at half field) will be enforced for all opponents when a goalie has possession, or during goal kicks.

U9

1. There are 2 (25 min) halves with 0 time out per team (See "Extreme Heat" page 10 for exemptions)
2. A size 4 ball is used
3. There are 11 players maximum, a minimum of 7 players, allowed per team on the field.
(This is subject to change based on registration numbers)
4. **Coaches must stay in the designated coaches' box**
5. Yellow and Red cards shall be enforced in U9
6. There is **NO SLIDE TACKLING** IN U9. Slide tackling shall be considered misconduct and penalized by Y+R cards
7. In event of stoppage due to injury, possession will be given back to the team that last had possession.
8. An intentional header shall result in an indirect free kick from the spot of the header, or 10 yards minimum distance to goal must be used. NO goals scored on a header shall count.
Players shall be given up to 2 verbal warnings and then sent to the bench for a 2 min. timeout. Please use this time to discuss the rule with your player.
9. A buildout line (at referee's position, typically 1/3rd of the way up the field) will be enforced for all opponents when a goalie has possession of the ball, or during goal kicks.

U12

1. There are 2 (25 min) halves with **NO TIME OUTS**. (See "Extreme Heat" page 10 for exemptions)
2. A size 5 ball is used
3. There are 11 players maximum, a minimum of 7 players, allowed per team on the field.
(This is subject to change based on registration numbers)
4. **Coaches must stay in the designated coaches' box**
5. There is **NO SLIDE TACKLING** IN U12 Slide tackling shall be considered misconduct and penalized by Yellow and Red Cards
6. In event of stoppage due to injury, possession will be given back to the team that last had possession.
7. An intentional header by any 10-year-old shall result in an indirect foul for the opposing team from the spot of the header; if the spot is less than 10yds of the offending team's goal line, the spot will be placed 10yds from the goal line. NO goals scored on a header shall count for any 10-year-old.
8. Yellow and Red cards are used and shall be enforced in U12
Players shall be given up to 1 verbal warning. The 2nd offence shall earn a Yellow Card; a 3rd offence shall be a 2nd Yellow Card and result in the child being removed from the game.

U16

1. There are 2 (30 min) halves with **NO TIME OUTS** (See "Extreme Heat" page 10 for exemptions)
2. A size 5 ball is used
3. There are 11 players maximum, a minimum of 7 players, allowed on the field
(This is subject to change based on registration numbers)
4. **Coaches must stay in the designated coach's box.**
5. Yellow and Red cards are used and shall be enforced in U16
6. There is **NO SLIDE TACKLING** IN U16 Slide tackling shall be considered misconduct and penalized by Yellow and Red Cards
7. In the case of an injury that requires stoppage of play, possession will be given back to the team that last had possession.

VII. EXTREME HEAT TIME OUTS AND INCLEMENT WEATHER

During certain times of year, the weather may become too dangerous (e.g. lightning, thunder, tornado) to continue play or may become excessively hot to continue play without additional time outs. These “changes” shall be determined by the League Directors and announced prior to the beginning of each game. It is possible those conditions will change throughout the day and that extra time outs would not be necessary throughout the day. Please be advised that any changes to the normal game time conditions shall be announced PRIOR to the beginning of the game.

If you have a player with a medical condition and NO SUBSTITUTIONS are available, please bring this to the attention of the referee in charge prior to the beginning of play in order to make accommodations for the child’s safety.

VIII. PLAYOFF PENALTY SHOOT-OUT RULES

In the playoffs games in which a winner must be declared. If at the end of regular time the game is still tied, penalty kicks shall be taken from the penalty mark to determine the winner. The following conditions shall apply in addition to all regular season rules.

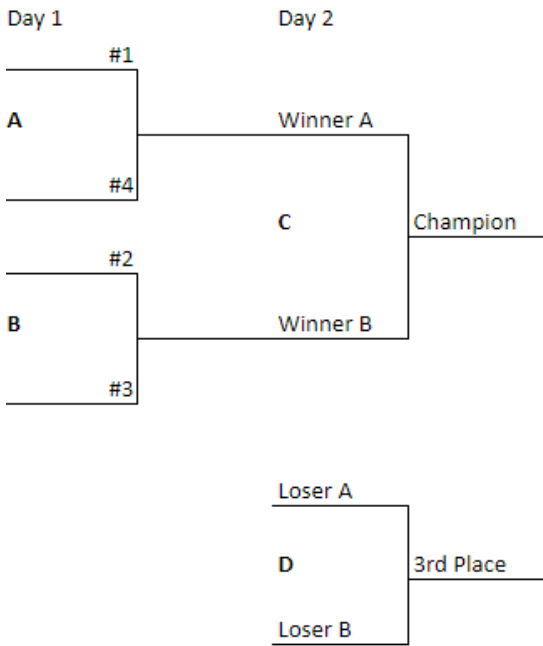
- a. The goal keeper at the end of regulation shall be the goal keeper in the Penalty Shoot-Outs during the Playoff Games.
- b. The referee shall choose the goal at which all of the kicks shall be taken. All players except the goalkeeper and the player taking the kick shall remain at the centerline.
- c. The referee shall decide in a fair manner which team to kick or defend first (eg. By coin toss to home team or higher seeded team, or odd-even number selection by home team or higher seeded team)
- d. Each team will elect 5 players to take penalty kicks
- e. The kicks shall be alternately between both teams until a winning team is determined
- f. A different player shall take each kick. Not until all players have taken a kick may a player take a second kick
- g. If after both teams have taken 5 kicks and they are still tied, penalty kicks shall continue by the balance of players of both teams until such time as both teams have taken an equal number of kicks and one team has scored one goal more than the other. A Boy, Girl, Boy, Girl order for penalty taker shall take place when applicable.
- h. A goalkeeper, who is injured during the taking of the kicks and is unable to continue, may be replaced.
- i. Standings/Seedings determined by points accumulated throughout the regular season games: win= 3points, tie=1point, lost=0 points. Forfeits will result in 3-0 win for the opponent (or current score if higher than 3-0)
- j. Playoff standings/seeding tie-breakers will be determined in order of precedence:
 1. Head-to-head result
 2. Goal differential (goals scored minus goals allowed)
 3. Goals allowed (team allowed fewer goals advance as higher seed)
 4. Coin flip result, where head is designated for one team, and tail is designated for the remaining team
- k. Brackets designation for playoffs seeding shall be as diagramed below. Bracketing with division A-B shall be at the discretion of the league.

Coaches and parents are expected to respect the referees and their calls throughout the season and especially during your games. Please remember that they are teenagers, not adults nor professionals and that we are ALL responsible for setting a POSITIVE example for the children in our care and the community which we serve. Inappropriate behavior and language toward the officials can result in being awarded a Yellow or Red card. If you are having a problem with any of the officials, please come to the REF TENT after your game and speak with a director. You will have the opportunity to complete an incident report and the Board will discuss the issues with the Ref during our POST GAME DAY meeting.

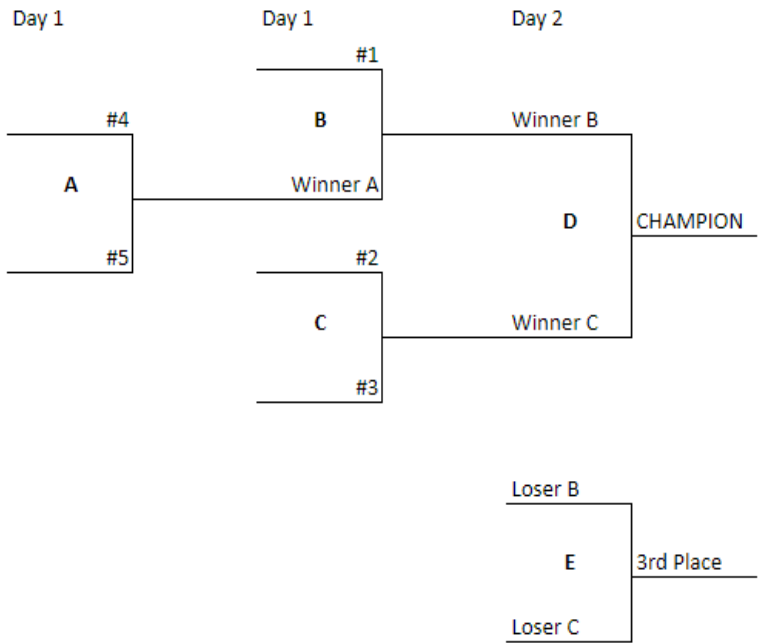
Thank you for your dedication to our league and the children in our community. Let's have another amazing season!

The Plantation Youth Soccer League Board

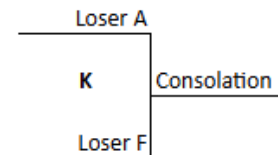
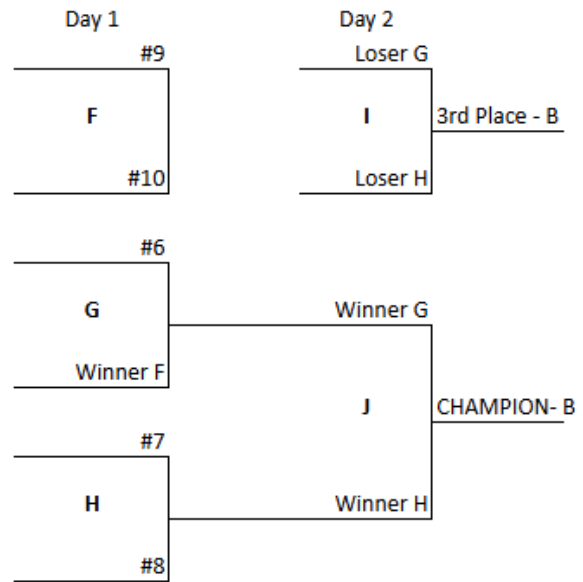
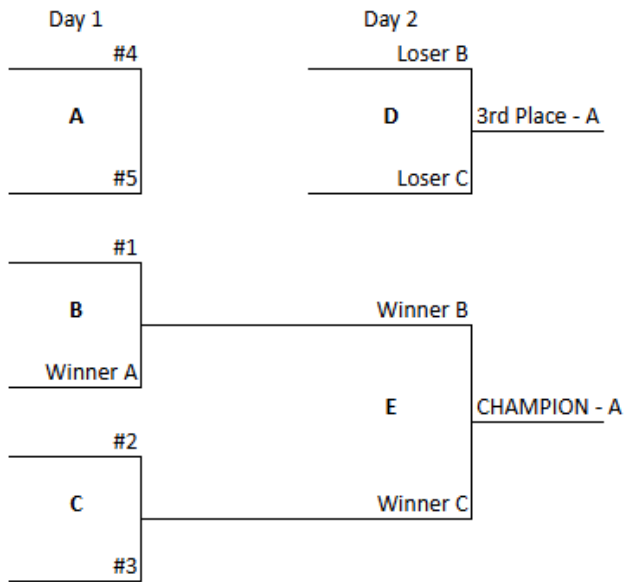
Four Teams Bracket



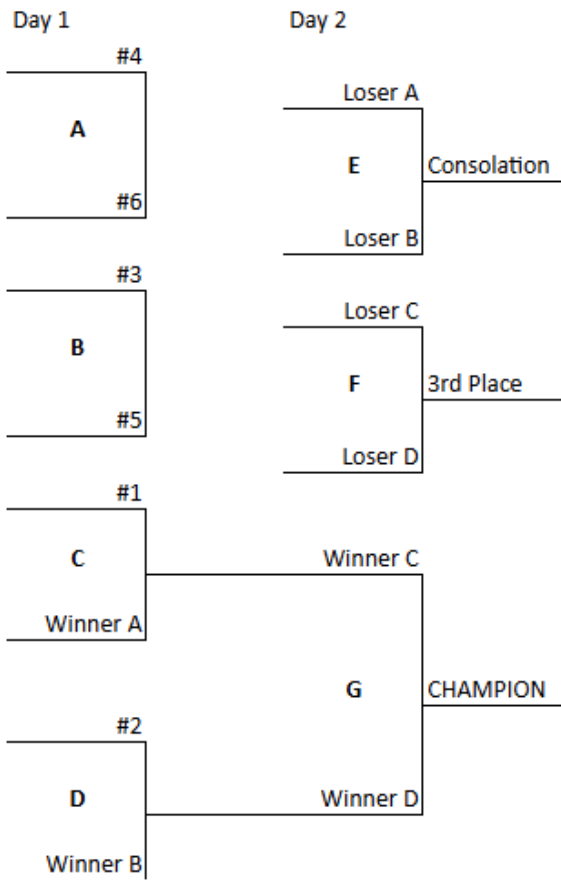
Five Teams Bracket



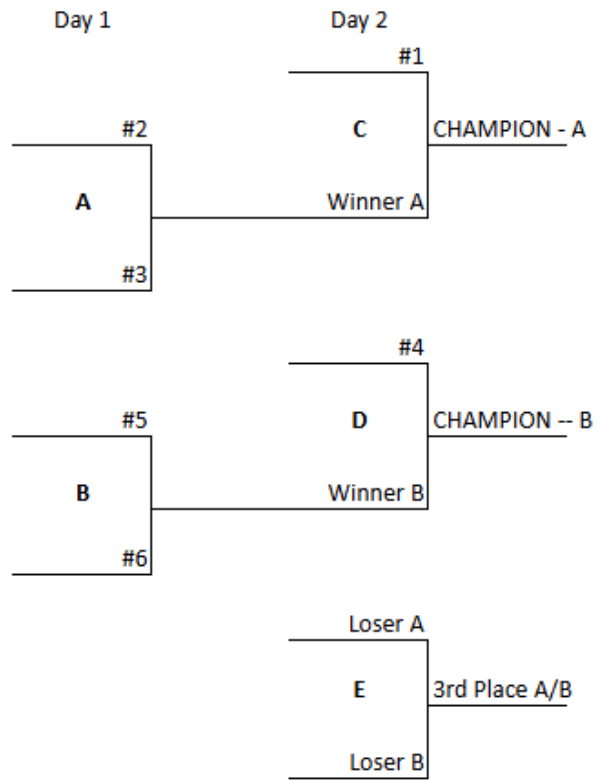
Five Teams Bracket: Div A-B



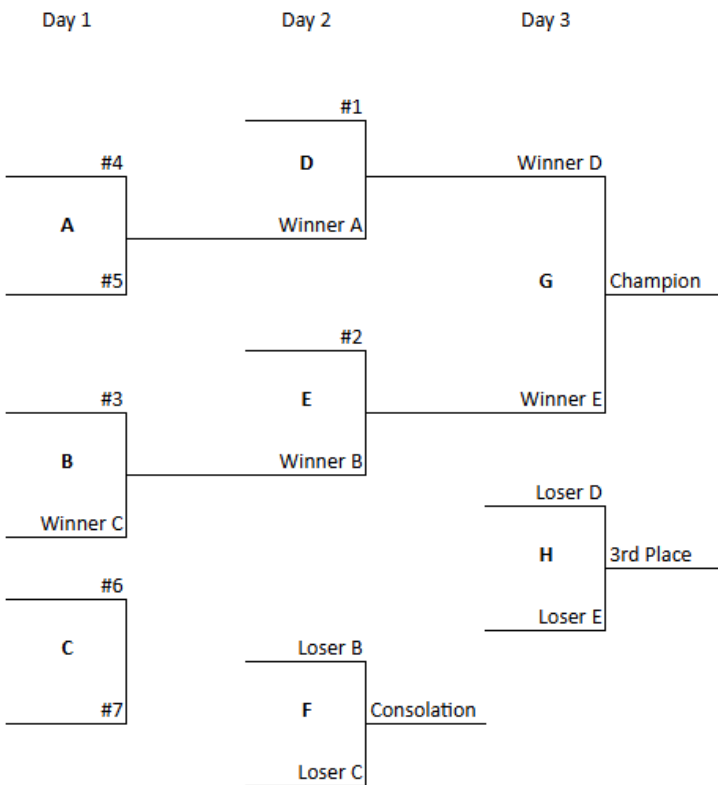
Six Teams Bracket



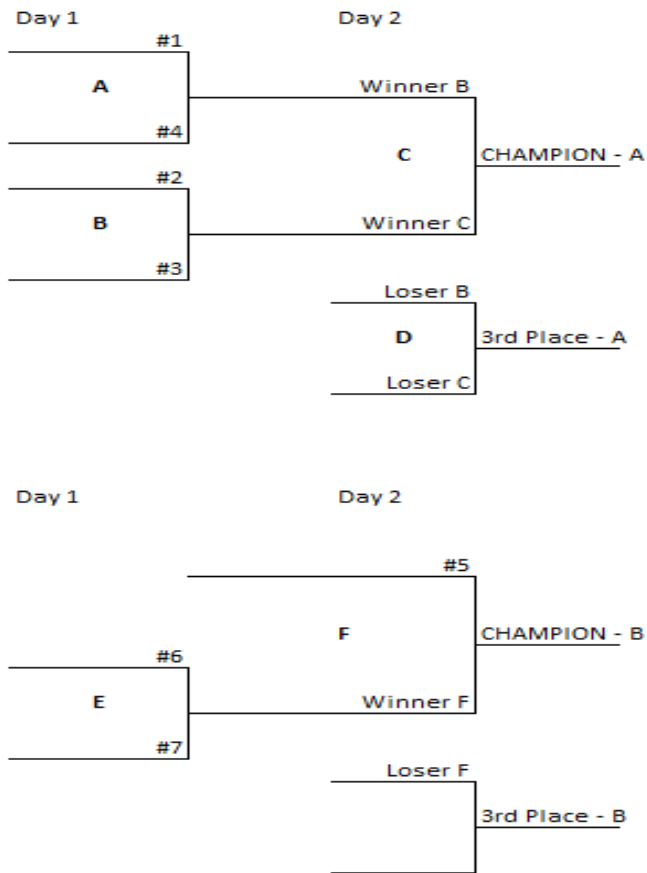
Six Teams Bracket Div A-B



Seven Teams Bracket :



Seven Teams Bracket Div A-B



Eight Teams Bracket Div A-B

